

# Joint Resources and Waste Strategy

A stylized illustration of various plastic waste items. The composition includes a large blue plastic bottle with a red cap, a green plastic bottle with a yellow cap, a white plastic bottle, and a blue plastic bag. There are also several white plastic bags, a brown plastic container, and a blue plastic container. The items are scattered and overlapping, creating a sense of a pile of trash. The background is a solid dark teal color. The style is flat and modern, using bold colors and simple shapes.





# Executive summary

## INTRODUCTION

This Strategy defines the collective ambitions for waste management services for the Western Riverside Partners – the London Borough of Hammersmith & Fulham, the London Borough of Lambeth, the Royal Borough of Kensington and Chelsea, the London Borough of Wandsworth and Western Riverside Waste Authority (the Partner Authorities). In order to reach these ambitions for better waste management, the Partner Authorities will need to collaborate and work with their stakeholders to prevent waste, enhance resource efficiency and minimise greenhouse gas emissions.

## WHY ACTION IS NEEDED

In the next few years, the UK Government plans to implement schemes which will change the way in which waste is currently managed, leading to significant changes for local authorities. This includes the initiatives outlined in the Resources and Waste Strategy (2018) which aim to minimise waste, promote resource efficiency and move towards a circular economy model. The Government plans to introduce Extended Producer Responsibility for packaging and a Deposit Return Scheme on drinks cans and plastic bottles, which will shape the volume and type of material required for collection and processing in the future.

In addition to national legislative change, the London Environment Strategy (2018) sets the Mayor's ambitions to reduce waste, boost recycling and provide consistent collection services to residents, with contributions towards the Mayor's recycling targets expected from the boroughs. The Mayor has also set a target for London to be net zero carbon by 2030.

## CURRENT CONTEXT

This Strategy sets out the strategic aims and aspirations of the Western Riverside Partners in reducing the environmental impact of waste management in the light of future changes and policies, and outlines how the Partner Authorities will work together to manage resources and waste within their boundaries between 2025 and 2040.

The Western Riverside Partners are responsible for collecting around 370,000 tonnes of municipal waste per annum (2022/23) through household and commercial collections and receipt of items at the Household Waste and Recycling Centres (HWRCs) in Smugglers Way Wandsworth and Vale Street Lambeth. Approximately 287,000 tonnes of household waste was collected at the kerbside, with 24.3%% sent for recycling or composting through the various dry recycling, garden waste and food waste collection schemes. Studies on the composition of Western Riverside Waste Authority's (WRWA) household waste show that nearly a quarter of residual waste sack/bin collections contain materials that could be recycled or composted through services that are currently provided to residents. A further 40% comprises of food waste. The Western Riverside Partners aspire to further reduce waste and improve recycling rates in the future with the support of the community and businesses.

The key to providing an affordable service is through the prevention of waste. A significant proportion of the costs for managing waste are associated with residual waste treatment. For 2022/23 the combined collection and treatment costs for the Western Riverside Partners totalled £62 million, and approximately 53% of this was for residual waste treatment. The cost (£/tonne) of residual waste processing is likely to increase significantly in coming years, while the UK Emissions Trading Scheme (UK ETS) will apply to waste incineration from 2028, meaning that there will be a 'cost of carbon' which will need to be factored into residual waste processing. The Western Riverside Partners will aim to reduce the cost of residual waste treatment by encouraging residents and businesses to reduce waste, repair and reuse items and recycle more, which will have the benefit of reducing both collection and disposal costs.

## VISION, THEMES AND ACTIONS

A collective vision statement for the Strategy has been agreed:

**"The Western Riverside Partners will work together with our residents and businesses to prioritise waste prevention, reduce our carbon emissions and environmental impacts, and provide customer focused waste and recycling services that maximise value from the materials we manage."**

To achieve this Vision, the Western Riverside Partners, residents and businesses will need to work together to drive change. Four dedicated action plans will be developed, and progress can be monitored against the vision and targets that will help the Partners support Government and Regional Targets. Strategy targets include:

- Work towards a target of recycling 35% of Local Authority Collected Waste by 2030, with stretch targets of 38% by 2030 and 50% by 2040.
- Work towards a target of recycling 30% Household Waste by 2030, with stretch targets of 33% by 2030 and 45% by 2040.
- Halving residual waste by 2042 (reducing municipal waste to 333 kg/capita per year).
- Supporting the Mayor of London's target to reduce food waste by 50% by 2030.

## ACTION PLANS

**TRANSITIONING TO A CIRCULAR ECONOMY** - Adopting circular economy thinking involves sharing, reusing, repairing, refurbishing and recycling existing materials and products as long as possible to extend their lifespan.



### Actions include:

- Developing a circular economy action plan, to investigate and plan for all identified waste prevention, reuse, repair and recycling actions.
- Expanding food waste collection services to all households by 31st March 2026 in line with the Environment Act 2021.
- Identify opportunities to extract more recyclable material from kerbside collections, bulky waste, street cleansing waste and fly tipped materials.

**ACHIEVING NET ZERO** - Reducing the environmental impact of collecting and treating WRWA's waste is important in reducing carbon emissions, mitigating the risks of climate change and reaching net zero goals.



### Actions include:

- Identifying key areas of focus to reduce emissions through the development of a Net Zero action plan.
- Continuing to send all residual waste to energy-from-waste (EfW), with no waste sent to landfill.
- Exploring options to transition to low carbon fuels and electricity sources where infrastructure allows.

## COLLABORATING AND COMMUNICATING TO AMPLIFY OUR

**IMPACT** - The key to success is through knowledge sharing, participation and engagement, which can only be achieved through collaborative efforts.



### Actions include:

- Providing easy-to-use and clearly defined services, that respond to local resident needs and encourage participation.
- Undertaking education activities to support residents to reduce their waste and increase what can otherwise be recycled or composted from the residual waste stream.
- Maximise social value benefits through waste and resource management, by encouraging upskilling and the creation of new job opportunities within the sector.

## DELIVERING BEST VALUE AND PREPARING FOR THE FUTURE -

It is of utmost importance that the Western Riverside Partners deliver value for money for customers through services delivered, taking into account changing consumer habits, forthcoming regulations, and climate change that will influence the waste we generate as well as the future service costs.



### Actions include:

- Maximise the value from the existing waste treatment contract through increased capture of re-useable and recyclable material.
- Demonstrate to residents and businesses the economic value in preventing/ minimising waste, repairing items and buying reused through signposting to local resources including the reuse workshop located at Smugglers Way.
- Ensure services and infrastructure / assets meet all future needs including regulatory changes and increases in housing and population.

## MONITORING PROGRESS

Prior to implementation, the Western Riverside Partners sought to garner the views of residents, local businesses and communities on waste and the environment and the strategic vision via a public consultation process. The Strategy was then updated to take on board this feedback.

Working together, the Western Riverside Partners will carry out annual reviews and progress monitoring through the lifespan of the Strategy to measure progress against strategy priorities and ensure WRWA remains on track with achieving its goals. A full review will be undertaken every five years to ensure the Strategy remains flexible and appropriate to current circumstances. Results of the annual review will be published on the Western Riverside Waste Authority website.



# Contents

<b>Executive summary</b>	<b>2</b>	CURRENT INITIATIVES	25
		Supporting the Circular Economy	25
		Education programme	27
<b>Introduction</b>	<b>7</b>	CURRENT PERFORMANCE	28
WHAT IS A JOINT RESOURCES AND WASTE STRATEGY?	7	Leading the way	28
CONTEXT	8	Recycling capture rates	30
SUMMARY OF STRATEGY CONTENT	9	PREPARING FOR THE FUTURE	30
		Household growth	31
		Waste arisings	31
		Key forecast headlines	32
		Costs associated with waste management	33
<b>Why action is needed</b>	<b>10</b>		
SUMMARY OF KEY DRIVERS	10	<b>Vision, themes and actions</b>	<b>34</b>
ENVIRONMENTAL IMPACTS	10	ACTIONS TO MEET PRIORITIES	34
SOCIETAL IMPACTS	11	TRANSITIONING TO A MORE CIRCULAR ECONOMY	35
NATIONAL POLICY	11	ACHIEVING NET ZERO	37
The Resources and Waste Strategy 2018	11	COLLABORATING AND COMMUNICATING TO AMPLIFY IMPACT	37
The Environment Act 2021	12	DELIVERING BEST VALUE AND PREPARING FOR THE FUTURE	39
Circular Economy Package 2020	15		
Environmental Improvement Plan 2023	15	<b>Monitoring progress</b>	<b>41</b>
Carbon reduction targets	16	PERFORMANCE INDICATORS	42
REGIONAL POLICY	17	CAN WE GO FURTHER FASTER?	44
AFFORDABILITY	18		
		<b>Glossary</b>	<b>45</b>
<b>Current context in Western Riverside Partnership area</b>	<b>19</b>	<b>Appendix one – demographic information</b>	<b>47</b>
LOCAL AREA AND DEMOGRAPHICS	19		
PRACTICAL BARRIERS AND LIMITATIONS	20		
CURRENT SERVICES	22		
Collections	22		
Waste Composition	24		

Please note that this Joint Strategy was written in Spring 2024 and consulted on in Autumn 2024. Services provided, policies and regulations mentioned may have changed since publication.

# Introduction

## WHAT IS A JOINT RESOURCES AND WASTE STRATEGY?

Western Riverside Waste Authority (WRWA) is the statutory Waste Disposal Authority (WDA) for the London Borough of Hammersmith & Fulham, the London Borough of Lambeth, the Royal Borough of Kensington and Chelsea and the London Borough of Wandsworth. WRWA provides a range of waste services for the treatment and disposal of Local Authority Collected Waste (LACW) from the four Councils. The Councils, as statutory Waste Collection Authorities (WCAs) provide a range of waste collection services to residents and businesses across their Boroughs.

Under the Waste and Emissions Trading (WET) Act 2003, authorities in two-tier areas (where WCAs and WDAs work together) are obliged to develop and maintain a joint strategy for the management of household and business waste across the area.

The strategy sets the strategic direction for resources and waste services in the light of Government policies and forthcoming legislation to reduce waste, maximise recycling and eliminate waste disposal to landfill.

This Strategy defines a collective ambition for waste management services from 2025 to 2040 for the Western Riverside Partners – WRWA, London Borough of Hammersmith & Fulham, the London Borough of Lambeth, the Royal Borough of Kensington and Chelsea and the London Borough of Wandsworth (the Partner Authorities).

In the development of the strategy a full public consultation and engagement process was undertaken to better understand the needs of communities in the area, their views on resources and waste management and to gain feedback on future proposals. The public consultation was carried out for six weeks between Monday 4th September and Monday 14th October 2024. During this period, feedback was gathered via online focus groups and an online survey.

It was also considered whether a Strategic Environmental Assessment (SEA) needed to be conducted and statutory consultees were engaged. The scope of the Strategy was considered against the criteria from the Practical Guide to SEA and the SEA Regulations. The SEA screening found that the Strategy is not likely in itself to have any significant environmental effects, for example it does not affect how future Planning consents will be considered and therefore a full SEA was not required.

An Equalities Impact Assessment was also developed and has been updated following the public consultation.



Figure 1: Western Riverside partners - Council areas

## CONTEXT

The development of a strategy provides an opportunity for the Partner Authorities to explore ways they can work together and with their local communities to deliver more sustainable resources and waste services, in accordance with national and regional policy and legislation. The Strategy focuses on actions that align with the principles of the waste hierarchy. This includes prioritising ways to prevent waste, divert more materials for reuse, repair and recycling, and reducing the environmental impact associated with the generation and management of waste. Disposal is the last resort for waste.

Figure 2: The Waste Hierarchy





The Western Riverside Partners adopted a Joint Strategy and Waste Management Policy in 2006. In 2013, a new joint high-level Waste Management Policy was agreed with the Partner Authorities to guide future service provision and demonstrate continued partnership working. In 2017, it was decided that a new Joint Waste Management Policy would be developed, to take account of new and proposed waste prevention initiatives. However, the development of significant new legislative and policy drivers by the UK Government, notably the publication of the Resources and Waste Strategy in 2018 and subsequent consultations, resulted in further consideration of the Joint Strategy. Following clarification of UK Government policy, the Western Riverside Partners took the decision to review, update and develop the Strategy to ensure it better reflects current needs and legislative requirements.

## SUMMARY OF STRATEGY CONTENT

The aim of this Strategy is to provide a framework for the strategic management of resources and waste in the Western Riverside area, including setting targets and ambitions for performance improvements. To successfully deliver the targets and ambitions of this Strategy, the Partner Authorities need to review how they currently manage the waste generated in their area and identify any changes that may be needed in the future. To support the review, an analysis of different approaches has been investigated to help inform future decision making. This includes comparing different ways of doing things, looking at the experiences of other local authorities and understanding the potential impacts of how things could be done differently in the future. A summary of the review outcomes can be found in the supporting Technical Report.

The conclusions from the review have been used, together with knowledge of the wider context of the boroughs within London, to set an achievable future vision for the Western Riverside Partners.

This Strategy is set out according to the following structure:

- **Introduction** – this chapter introduces the Strategy and its context and provides a summary of the content of this document
- **Why action is needed** – identifies the relevant drivers, targets and legislation in relation to this Strategy and what those mean for the Western Riverside Partners
- **Current Context in Western Riverside Partnership area** – presents the current context of the Western Riverside Partners, including local demographics, practical barriers, current services and performance and how these may change in the future due to variables such as household growth
- **Vision, Themes and Action** – sets out the vision of the Strategy together with the proposed approach to meeting the aligned targets, ambitions and actions
- **Monitoring Progress** – identifies how the actions outlined will be monitored

# Why action is needed

## SUMMARY OF KEY DRIVERS

This Strategy sets the strategic direction for resources and waste management over the next 15 years, from 2025 to 2040. The Western Riverside Partners recognise that to reach the ambitions for better waste management in the future, they will need to work as a collective to prevent waste, enhance resource efficiency and minimise greenhouse gas emissions.

The main drivers, below, are described in more detail in the following sections:

- Environmental impacts
- Societal impacts
- National policy
- Local policy
- Affordability

## ENVIRONMENTAL IMPACTS

In order to drive change, the Partner Authorities, along with residents and businesses will need to adopt circular economy thinking. The circular economy is a model of production and consumption, which involves sharing, reusing, repairing, refurbishing and recycling existing materials and products as long as possible to extend their lifespan. This provides a sustainable alternative to the traditional, linear economic model, which is based on a take-make-use-dispose pattern. Embracing the principles of the circular economy supports society in a transition from unsustainable levels of consumption and towards a model which values and conserves our natural resources.

Figure 3: The Circular Economy



## SOCIETAL IMPACTS

There is growing concern throughout society about climate change and our impact on the environment. An increasing number of people are now aware of how the types of products we purchase and consume ultimately end up as waste, leading to loss of materials that could be used again, and production of greenhouse gas emissions which contribute to global warming. The public are beginning to adopt lifestyle changes that help to minimise their environmental impact, such as reducing food waste and incorporating reusable cups and containers.

There is also growing public interest in how brands, retailers, other organisations and the Government can support their individual efforts through reducing the amount of single-use packaging on the market, minimising plastic pollution, and creating products which are designed to last. New policies that focus on the principles of the waste hierarchy and circular economy, along with pressure from consumers, are driving innovation and change in manufacturing and retailing, leading to new technologies for managing waste products.

It is important that the Partner Authorities' waste services respond to these changing trends, attitudes and behaviours.

## NATIONAL POLICY

In the next few years, the UK Government plans to implement schemes which will change the way in which waste is currently managed, which will lead to significant changes for local authorities.

### The Resources and Waste Strategy 2018

The Resources and Waste Strategy<sup>1</sup> was released in 2018 to outline the UK Government's plans for minimising waste, promoting resource efficiency and moving towards a circular economy – i.e. minimising waste and promoting the sustainable use of natural resources, through smarter product design, repair, reuse and recycling to keep products in use for longer.

The Resources and Waste Strategy includes the following targets:

- recycling at least 65% of municipal waste by 2035;
- no more than 10% of municipal waste ending up in landfill;
- zero avoidable waste by 2050;
- zero plastic waste by 2042; and,
- zero food waste to landfill by 2030.

<sup>1</sup> Resources and waste strategy for England - GOV.UK

The Resources and Waste Strategy put forward the following initiatives:



**Simpler Recycling:** a requirement for the separate collection of each of the major dry recycling materials (paper, card, glass, metal cans and plastics) and food waste from households and all appropriate businesses.



**Extended Producer Responsibility (EPR) for packaging:** manufacturers will pay the full costs of managing and recycling their packaging waste, with higher fees being levied if packaging is harder to reuse or recycle.



**Deposit Return Scheme (DRS):** for plastic and metal drinks containers, where consumers will be financially incentivised to return their used containers for recycling.

## The Environment Act 2021

The Environment Act 2021 passed into UK Law in November 2021. The Act contains several provisions for secondary legislation including EPR, DRS and Simpler Recycling which have been undergoing consultation.

The implications of these policy proposals for the Western Riverside Partners and the potential changes required to the current collection, management and disposal services for local authority collected waste (LACW) are set out below.

### Simpler Recycling<sup>2</sup>

The Environment Act 2021 sets out the materials that are required to be collected by all WCAs:

- **Glass bottles and containers** – including drinks bottles, condiment bottles, jars
- **Paper and card** – including newspaper, cardboard packaging, writing paper (but excluding disposable paper cups as these items are largely consumed ‘on-the-go’ or away from home)
- **Metal packaging** – steel and aluminium tins and cans
- **Plastic bottles** – including clear drinks containers, high-density polyethylene (HDPE; e.g. milk containers), detergent, shampoo and cleaning products
- **Food waste** – to be collected from all households by March 2026

The UK Government has proposed that some additional material streams are included in the dry recyclable waste streams, such as plastic pots, tubs and trays, food and drink cartons which are already collected by the Councils.

<sup>2</sup> Simpler recycling: workplace recycling in England - GOV.UK

In November 2023, Defra recognised that co-mingled collections are an acceptable collection methodology in line with the Environment Act (2021)'s legislative requirements (subject to collection being technically or economically practicable or having no significant environmental benefit). This is how the Partner Authorities collect and manage dry mixed recyclable materials from residents and businesses.

Under the new requirements:

- Co-mingled collection of dry recyclables is allowed (households and businesses).
- By 31st March 2026, all local authorities in England must collect the same recyclable waste streams for recycling or composting from households. The recyclable waste streams include paper and card, plastic, glass, metal, food waste, and garden waste.
- All non-household municipal premises in England (such as businesses, schools and hospitals), must make arrangements to have the same set of recyclable materials (with the exception of garden waste) collected for recycling or composting.
- Weekly food waste collections must be in place by 31st March 2026 from all households (with anaerobic digestion the preferred treatment option).
- Weekly food waste collections from all appropriate businesses must be in place by 31st March 2025, although not necessarily collected by Council-run collection services.
- Recyclable plastic film to be collected by 31st March 2027 (households and businesses).
- Cartons for food, drink and other liquids to be collected by 31st March 2026 (households and businesses).
- Garden waste collections must be offered by all councils (by 31st March 2026) – but can still be charged for.

At the time of writing this strategy (April 2024), Defra are currently seeking views on statutory guidance including service standards for collection arrangements and frequency. The consultation states that Defra “*will consider whether a recommended minimum service standard of alternate weekly collection for residual waste (alongside weekly food waste collection) might be appropriate, subject to an assessment of affordability and value for money*”. This proposal is subject to consultation with local authorities and will be confirmed in the statutory guidance. Defra have confirmed that a consultation on Statutory Guidance will be issued in the near future.



## Extended Producer Responsibility

Extended Producer Responsibility (EPR) is a policy approach, designed to shift the responsibility for managing and financing the handling of post-consumer waste from local authorities (and therefore taxpayers) to producers. The current EPR proposals are focused on packaging, although in future it is expected that this policy approach may also be implemented to other waste types. The packaging EPR framework aims to encourage packaging producers to take greater responsibility for the environmental impact of their products throughout their lifecycle, including the end-of-life stage. EPR will work on the 'polluter pays' principle and is likely to be implemented through fiscal incentives.

Under the packaging EPR system, producers are required to take specific actions to minimise the environmental impact of their products, such as reducing waste, increasing the recyclability of packaging, and promoting eco-design principles. This includes placing the financial responsibility for the collection, processing, and disposal of the products once they become waste.

EPR is a policy approach through which producers are responsible for a product throughout its lifecycle, including post-use. The EPR scheme for packaging is designed to incentivise producers in designing products which make it easier for them to be reused, repaired or recycled, moving waste up the hierarchy.

The UK Government's response to the Extended Producer Responsibility consultation was published in March 2022. The response confirmed the original consultation proposal that *"Payments to local authorities for the cost of managing packaging waste generated by households, both packaging waste that is collected for recycling and packaging waste disposed of in residual waste, will be made under the packaging Extended Producer Responsibility scheme"*. The amount of money available to Local Authorities to deliver efficient and effective recycling services will be confirmed in November 2024.

EPR is set to be implemented from October 2025. Local authorities are likely to begin to see a reduction in overall volumes of packaging waste as well as a change in formats of packaging that are easier to reuse and/or recycle, helping to reduce waste and boost participation in recycling from residents.

## Deposit Return Scheme

The Deposit Return Scheme (DRS) proposal is a system designed to encourage the return and recycling of beverage containers, such as bottles and cans. The proposed scheme involves charging a small deposit fee on each container at the point of purchase, which is refunded to the consumer when they return the empty container to a designated collection point.

The main objective of DRS is to reduce litter, increase recycling rates, and promote a circular economy by incentivising consumers to return their containers for closed loop recycling.

The scheme aims to create a financial incentive for individuals to participate in recycling efforts and ensure that containers are not discarded in the environment. The scheme aims to ensure that 85% fewer drinks containers are discarded as litter after three years following launch.



In January 2023, Defra published its response to the latest round of consultations on the DRS. Defra confirmed the ability for local authorities and waste operators to redeem deposits on items collected through kerbside collection systems, separated and returned to the scheme. Following announcements in late April 2024 the scheme for England, Wales and Northern Ireland will be delayed until 2027.

With high levels of participation for DRS, the number of drinks cans and plastic bottles entering kerbside collections and street litter bins should fall significantly. Along with overall reduced volumes of packaging through EPR, this has the potential to impact the volume of material required for collection and processing, which in turn may impact on fleet efficiency and contractual arrangements through the waste transfer stations (WTS) and the materials recovery facility (MRF). It is therefore important to factor these potential changes into any future strategy.

## **Circular Economy Package 2020**

In 2020, the UK approved its own Circular Economy Package (CEP), implementing many of the measures adopted by the European Commission to deliver circular economy led improvement measures in waste management across the EU. Key proposals were transposed into UK law through amending existing waste management legislation, particularly the Waste Framework Directive, the Landfill Directive, the Packaging and Packaging Waste Directive and the various pieces of legislation pertaining to End-of-Life Vehicles (ELV), and batteries collection, treatment and disposal.

The CEP recommits the UK to mandatory recycling targets, transposed into law through the Waste Framework Directive. These include:

- 55% municipal re-use and recycling target by 2025;
- 60% municipal re-use and recycling target by 2030; and
- 65% municipal re-use and recycling by 2035

The CEP introduces *“a revised legislative framework, identifying steps for the reduction of waste and establishing an ambitious and credible long-term path for waste management and recycling”*. This includes strengthened provisions on waste prevention, specific food waste prevention (Articles 9 & 29), and preparing for re-use (Article 11(1)), again legislated through the Waste Framework Directive.

## **Environmental Improvement Plan 2023**

The 25 Year Environment Plan was adopted in 2018, setting out the UK Government's 10 environmental goals, focussing on biodiversity, clear air, clean water, protecting wildlife, reducing Environmental Hazards, minimising waste and combatting climate change. The Environmental Improvement Plan was released in February 2023, to review the goals of the 25-Year Environment Plan 2018 and set out further plans for delivering those goals.

The plan outlines a number of interim, non-statutory targets that underpin the waste reduction target to halve residual waste produced per person by 2042. This includes the following interim targets by 31 January 2028:

- Reducing total residual waste (excluding major mineral waste) to 437 kg/capita per year maximum
- Reducing municipal residual waste to 333 kg/capita per year maximum
- Reducing municipal food waste to 64 kg/capita per year maximum
- Reducing municipal plastic waste to 42 kg/capita per year maximum
- Reducing municipal paper and card waste to 74 kg/capita per year maximum
- Reducing municipal metal waste to 10 kg/capita per year maximum
- Reducing municipal glass waste to 7 kg/capita per year maximum

## Carbon reduction targets

In 2019, the UK Government became the first major economy in the world to set a legally binding target to achieve Net Zero Greenhouse Gas (GHG) emissions from across the UK economy by 2050. Through the Climate Change Act, the UK Government is committed by law to reducing GHG emissions by at least 100% of 1990 levels (net zero) by 2050.

In 2019, the Councils each declared the ambitious target of achieving net zero emissions by 2030. Lambeth Council was the first London Borough to declare a climate emergency in response to the threat of global warming.

In July 2023, the UK Government published its intention to include energy from waste (EfW) facilities in the UK Emissions Trading Scheme (ETS) from 2028. This was in response to the Climate Change Committee's 2021 progress report which stressed that the Government needs to address emissions from EfW. The inclusion of EfW in the UK ETS will take effect from 1st January 2028 and it is anticipated that it will support the UK Government's target to halve residual waste arisings per capita by 2042 (from 2019 levels).

The UK Government is currently exploring new ways to monitor the performance of resources and waste management. This could include a move away from weight-based performance metrics (such as tonnage-based recycling rates) and towards impact-based targets and reporting, focusing initially on carbon and natural capital accounting (i.e. value of available natural resources). The benefit of this is to remove an incentive for the recycling of heavier materials over those that may offer greater environmental benefits through recycling. It is important therefore for the Partner Authorities to work together to develop suitable measuring and monitoring frameworks for the Strategy so that the impacts of resources and waste management can be appropriately reported at a local level.

## REGIONAL POLICY

The Mayor of London is required by the Greater London Authority (GLA) Act 2007 to produce a municipal waste management strategy for London. Since 2018 this requirement has been fulfilled through the London Environment Strategy (LES)<sup>3</sup>, the first integrated environment strategy for London.

The LES contains four main objectives for waste:

- To reduce waste and the use of single-use packaging;
- To ensure valuable resources are kept in use for as long as possible through reuse or recycling;
- To maximise the availability of recycling facilities and reuse services to ensure there is enough infrastructure in London to support the shift towards a circular economy;
- To make the most of those materials that can't be reused or recycled, by using them to generate low carbon energy.

Within the LES, the Mayor has set targets for the consistent collection of certain material streams, landfilling and recycling of municipal waste and reduction in food waste. These have been set at a London-wide level and the Mayor has chosen not to set individual waste management targets for individual boroughs, instead expecting each of them to provide consistent collection services to residents and continually improve performance to contribute to London-wide targets.

The LES sets the ambition for London to be a zero-waste city, sending no biodegradable or recyclable waste to landfill by 2026 and achieving a 65% municipal waste recycling rate by 2030. As an interim target the Mayor expects waste authorities to collectively achieve a LACW (i.e. all waste collected by local authorities) recycling target of 50% by 2025. Authorities should also make a fair and proportionate contribution to the collective target of 45% household waste recycling rate by 2025 and 50% household waste recycling rate by 2030.

The LES also sets out that by 2020 all London boroughs should collect the six main dry recyclables (glass, cans, paper, card, plastic bottles and mixed rigid plastics (tubs, pots and trays)) from all households. A separately collected weekly food waste collection service should also be provided, including from flats where practical and cost effective. It is noted that more support and funding is needed to increase recycling performance in flats.

With regard to food waste reduction, the Mayor has set a target to reduce food waste by 20% per person by 2025 in line with the Courtauld Commitment and by 50% by 2030, in line with the United Nations Sustainable Development Goal (SDG) 12.3<sup>4</sup>.

The LES also has a strong focus on reducing single use plastic waste. To support this goal, the Mayor has installed drinking fountains and supported other initiatives to reduce single use water bottles across the city.

<sup>3</sup> London Environment Strategy | London City Hall

<sup>4</sup> UN Sustainable Development Goals, Goal 12: Ensure sustainable consumption and production patterns

Each London borough is expected to demonstrate, through their Waste Reduction and Recycling Plans (RRPs<sup>5</sup>), their actions for cutting waste and boosting recycling and contributing to London's overall performance over a four-year period. The RRP's are used to drive and promote local activity and are individually approved by the Mayor. The current RRP's focus on a two-year period from April 2023 to the end of March 2025, with authorities expected to continue to work on their identified RRP actions until a new RRP is approved.

The GLA has developed the emissions performance standard (EPS) to assess the GHG emissions associated with the collection, treatment, energy generation, and final disposal of LACW. Meeting the EPS is best achieved by:

- reducing waste and increasing reuse;
- maximising recycling rates, targeting materials with high embodied carbon (plastics, metals, and textiles);
- generating low carbon energy from organic waste (for example anaerobic digestion of food waste);
- using waste derived fuels (as a transition fuel) and other low CO<sub>2</sub> transport options;
- making sure only truly non-recyclable waste is going for energy generation; and
- avoiding landfill.

Boroughs are asked to report on progress within their RRP updates but no specific targets are set within the LES for GHG reduction associated with waste management. In addition, a minimum carbon emissions performance standard has been set to help decarbonise London's energy supply through incineration of non-recyclable waste.

In 2022, the GLA released a report: *Analysis of a Net Zero 2030 Target for Greater London*<sup>6</sup> to reflect the growing national ambitions for tackling climate change. In the report, the Mayor commits to a net zero target for London for 2030, bringing forward the original deadline of 2050 set by the *Zero Carbon London: A 1.5°C Compatible Plan*<sup>7</sup> in 2018.

## AFFORDABILITY

Partner Authorities recognise the importance of delivering the waste collection and treatment services in the most cost-effective way. The key to providing an affordable service is through the prevention of waste altogether. This reduces the cost of collecting waste and the processing and treatment fees paid by the Western Riverside Partners to its contractors. Alternatively, diverting more materials for repair and reuse will also provide economic benefit.

Without changing current operations or behaviours, the increase in households will lead to **more waste** being produced in the future, which will continue to drive up costs. It is therefore imperative that Western Riverside Partners, residents and businesses implement the principles of the waste hierarchy to reduce pressure on future council budgets and, in turn, its taxpayers.

<sup>5</sup> Waste Reduction and Recycling Plans (RRPs) - London Datastore

<sup>6</sup> Element Energy (for GLA), 2022, *Analysis of a Net Zero 2030 Target for Greater London*

<sup>7</sup> GLA, 2018, *Zero Carbon London: A 1.5°C Compatible Plan*



# Current context in Western Riverside Partnership area

## LOCAL AREA AND DEMOGRAPHICS

Demographics and the nature of the local area are important factors in understanding the current context for resource and waste management, and to help define future strategic aims and what may be possible. This is because data and research consistently demonstrate trends in waste management performance which are linked to key attributes such as how urbanised or rural an area is, or the demographics of a population. For example, areas that are very densely populated often have fewer gardens, meaning lower amounts of garden waste collected. This lowers recycling rates, as compostable garden waste is heavier and contributes more to recycling figures than material like paper and plastic.

Understanding the specific context of the area enables the Western Riverside Partners to set realistic but ambitious targets and ambitions for improving their waste and resources management services within their own specific limitations.

The Western Riverside area i.e. the London Boroughs of Hammersmith & Fulham, Lambeth and Wandsworth and the Royal Borough of Kensington and Chelsea have a combined population of 975,000<sup>8</sup>, with 496,000 households covering an area of 35 square miles, making it one of the highest population density areas in London and England with around 29,000 people per square mile. Of these households, over 75% reside in flats, maisonettes or apartments.

The area consists of a diverse mix of cultures and backgrounds, with some extremely affluent areas intertwined with areas of high poverty and social housing.

Further details on deprivation, occupancy rates for bedrooms and household composition, economic activity, ethnicity and household tenure across the Western Riverside Partners and in comparison to London can be found in Appendix One.

<sup>8</sup> ONS 2022



## PRACTICAL BARRIERS AND LIMITATIONS

A number of studies have identified common barriers to recycling, many of which are applicable to the Western Riverside area. Within the WRAP (The Waste and Resources Action Programme) Barriers to Recycling at Home<sup>9</sup> study the following universal barriers were identified:

**Situational barriers** – including not having adequate containers, a lack of space for storage, unreliable collections, unable to get to bring sites;

- Lack of space for storage within a property is a common challenge for those residents living in flats or in Houses of Multiple Occupancy (HMOs)

**Behaviour** – for example household disorganisation, being too busy with other preoccupations, difficulties in establishing routines for sorting waste and remembering to put it out on collection day;

- Examples of behavioural barriers include putting things in the recycling even if the resident is unsure it can be recycled, which can cause contamination of the recycling

**Lack of knowledge** – such as knowing what materials to put in which container, and understanding the basics of how the scheme works;

- High levels of transience (residents moving often), combined with a lack of information provided to tenants about services, can limit recycling

**Attitudes and perceptions** – such as not accepting there is an environmental or other benefit, resistant to householder sorting, and not getting a personal motivational reward from recycling;

- Ease of throwing everything into one bin combined with not having anywhere to store recycling can limit recycling

WRAP's Recycling Tracker<sup>10</sup> (Spring 2023) identifies that age profiles and home ownership affects recycling rates. Residents between 18-35 record lower rates of recycling, and homeowners tend to recycle more than people who rent their homes.

ReLondon has produced a report about recycling in flats<sup>11</sup>, which noted that people who live in these types of property recycle much less than those who live in houses.

However, despite the barriers identified, the Western Riverside Partners aspire to improve recycling rates in the future with the support of the community and businesses.

The Partner Authorities have identified measures that they will adopt to reduce waste, maximise recycling and reduce their environmental impact within their RRP.

Key collaboration areas such as the standardisation of the waste collection system and the management of food and garden waste have been considered for the Partner Authorities.

<sup>9</sup> Barriers to recycling at home | WRAP

<sup>10</sup> Recycling Tracker survey: Spring 2023 | WRAP

<sup>11</sup> Report - Making recycling work for people in flats - ReLondon



As the Partner Authorities currently provide different collection schemes and as each Partner Authority has its own unique make-up of properties leading to differing constraints, it is noted that changes towards standardisation in current collection schemes are not practicable in some areas. For example, in households with a high level of deprivation, more challenging behaviour is typical with regard to recycling as sorting waste may not be a high priority.

Due to space limitations in parts of each of the Boroughs, particularly in areas with narrow streets and flat housing types, there is a lack of space for larger household and/or communal containers to be stored, which leads to a preference for more frequent collections to avoid the presence of overfilled containers and/or side waste on the residential streets. Likewise, these constrained properties are less likely to have the space needed to store food waste containers – either a smaller internal container or the larger external caddy – and they are less likely to have a need for garden waste collection or space to store a garden waste container or sacks.

The typically poor performance observed in flats means recycling performance in the Western Riverside area is likely to be lower when compared to areas with more street-level houses. However, there will be a need to provide food waste collections and garden waste collections under Simpler Recycling – this will mean that food waste collections will need to be rolled out or expanded to all properties (including flats) and garden waste collections will need to be introduced in Hammersmith & Fulham and Wandsworth.

The nature of Inner London Boroughs, means that there are many narrow streets with heavy traffic to contend with. This makes it a priority to use services in these areas that will not cause further congestion. In some cases, this might limit the size of collection vehicle that is able to access certain areas.

While the Western Riverside Partners are keen to encourage behaviour change through initiatives such as reuse projects, it is noted that the current Smugglers Way and Cringle Dock WTS facilities are very much constrained in terms of space for these, both being bordered by the River Thames to the north, a road to the south and other occupied residential developments to the east and west.

Likewise, finding additional space will be extremely challenging due to the high population densities and lack of available land, unless there are opportunities to work with businesses/initiatives that already exist within the area.

All of the potential barriers and limitations set out in this section have been considered as part of this Strategy and have informed the ambitious, but realistic targets developed for the Western Riverside Partners.

## CURRENT SERVICES

The Western Riverside Partners are responsible for collecting around 370,000 tonnes of municipal waste per annum (2022/23) through household and commercial collections and receipt of items at the Household Waste and Recycling Centre (HWRC) at Smugglers Way Waste Transfer Station (WTS) in Wandsworth and a second WTS situated at Cringle Street in Battersea. Lambeth Council also has a dedicated Reuse and Recycling Centre for its residents at Vale Street<sup>12</sup>.

Under current contractual arrangements, in place until 2032, all co-mingled dry recycling collected is handled through the Materials Recycling Facility (MRF) located at Smugglers Way WTS. Any non-recyclable waste is processed at the Riverside Resource Recovery Limited (RRRL) Energy-from-Waste (EfW) Facility in Belvedere. The waste is compacted into containers and transported to the site from the transfer stations by the river on barges. This provides a low emission method of transporting waste which helps to reduce traffic congestion and air pollution.

Figure 4: A barge transporting residual waste from WRWA to the EfW facility



## Collections

In the financial year **2022/23**, approximately 287,000 tonnes of household waste was collected at the kerbside. Of this, around 65,000 tonnes were sent for recycling or composting through the various dry recycling, garden waste and food waste collection schemes.

Each Partner Authority provides its own collection system. The table below provides a summary of the standard household collection schemes for residual waste, dry recycling, food waste and garden waste in each of the Councils in 2022/23.

<sup>12</sup> Reuse and recycling centres | Lambeth Council

Table 1: 2022/23 Household Waste Collection Configurations of WRWA Partner Authorities

	Residual waste		Dry recycling		Food waste		Garden waste	
Authority	Scheme	Frequency	Scheme	Frequency	Scheme	Frequency	Scheme	Frequency
Hammersmith & Fulham	Sack collections	Weekly	Co-mingled	Weekly	Prototype scheme (~6000 properties)	Weekly	N/A	N/A
Kensington and Chelsea	Sack collections	Twice-weekly	Co-mingled	Twice-weekly	Prototype scheme (~6000 properties)	Weekly	Chargeable (£75.90/yr)	Fortnightly
Lambeth	Wheeled bin collections	Weekly	Co-mingled	Weekly	Co-collected with Garden Waste	Weekly	Chargeable (£75.80/yr)	Weekly
Wandsworth	Sack collections	Weekly	Co-mingled	Weekly	Prototype scheme (~2000 properties)	Weekly	N/A	N/A

Several schemes have changed this year (2024), including Lambeth moving to an alternate weekly collection of residual waste.

In 2022/23 only Kensington and Chelsea and Lambeth provided a garden waste service on a charged basis, although in July 2024 Hammersmith & Fulham will also be starting a garden waste collection service.



## Waste Composition

A waste composition analysis was conducted on the collected residual waste sacks/bins in 2022, illustrating the typical make-up of waste thrown away by residents across the area (Table 2).

Disposing of residual waste costs more than recycling so it's important to understand what's in the residual waste bin that could be recycled.

The analysis found that food waste comprises nearly 40% of the bin. Of the remaining items, approximately 25% comprised of items which could have been recycled either through the dry recycling and garden waste collection schemes from home, or through the HWRC (6% paper and card, 4% plastics, 4% glass, 4% textiles, 1% Waste Electrical and Electronic Equipment (WEEE) and 6% garden waste). 6% of the residual waste stream is currently made up of plastic films, which are not currently accepted through the dry recycling collection scheme, and 30% made up of other general waste such as nappies, tissues and smaller fractions.

Table 2: Average Waste Composition across the Western Riverside Partners

Category	Average composition across boroughs
Paper & card	5.9%
Dense plastic	3.7%
Plastic films	6.2%
Glass	3.5%
Metal	0.6%
Textiles	4.0%
WEEE	0.6%
Garden waste	5.7%
Food waste	39.4%
Other (residual) waste	30.3%



## CURRENT INITIATIVES

Alongside the delivery of collection treatment and disposal services the Western Riverside Partners deliver a wide range of initiatives to reduce waste, facilitate reuse, encourage repair, boost recycling and support the transition to a more circular economy. Initiatives are delivered locally by individual councils or collectively as partners.

### Supporting the Circular Economy

The circular economy is a system where the minimum of materials become waste and valuable natural materials are recovered. In a circular economy, products and materials are kept in circulation through processes like maintenance, reuse, refurbishment, remanufacture, recycling, and composting.

The four Partner Authorities each produce RRP, to support the Mayor of London's strategies. These explain how they will prevent waste, increase reuse and improve recycling, supporting the transition to a more circular economy. The actions included within the RRP will contribute to the goals and targets in the London Environment Strategy.

Examples of initiatives to prevent waste include:

- Home composting schemes – to promote reducing waste at source by offering subsidised home composting bins to residents through the 'Get Composting' scheme.
- Real nappies schemes – providing residents with free and discounted reusable nappy vouchers to promote the use of reusable nappies.
- Library of Things – a place where you can borrow useful household items for DIY, such as tools, cleaning equipment, gardening implements, events equipment, entertainment and more for a small hire fee per day.
- Contributing to London Councils One World Living (OWL) programme<sup>13</sup> – a collaborative scheme for local authorities within London to change residents' attitudes around sustainability, with a goal to reducing London's consumption emissions by two thirds by 2030. The programme focusses food, textiles, electricals and plastics.
- Developing circular economy strategies to support the Councils, residents and businesses adopt and embed circular activities.

Residents are also encouraged to donate good quality items for reuse. Local outlets and organisations including Emmaus<sup>14</sup>, Traid<sup>15</sup> and British Heart Foundation<sup>16</sup> are signposted on the Partner Authorities' websites as well as online platforms such as Freecycle and Gumtree. Residents can also bring items to the HWRC located at Smugglers Way and deposit them in the reuse space where they can be accessed by the ReWork reuse project.

<sup>13</sup> One World Living | London Councils

<sup>14</sup> Donate goods - Emmaus UK | recycle your unwanted furniture

<sup>15</sup> Book a Free Clothes Collection to Donate to Charity Retailer TRAIID

<sup>16</sup> Book a free furniture and electrical goods collection near me - BHF



## The ReWork reuse project

The 'ReWork' reuse project<sup>17</sup> was established at Smugglers Way Transfer Station in 2011, following a successful funding application submitted to the London Waste and Recycling Board (LWfRB) and in partnership with Cory Riverside Energy. A workshop is based on site that is used to refurbish and test reusable large electrical appliances, bicycles and other household goods.

The project provides affordable items for people who need them and back-to-work opportunities for people who are long-term unemployed – delivering social value. It encourages the reuse of most easily reusable, repairable or recyclable bulky items which should be in good condition or in a repairable state.

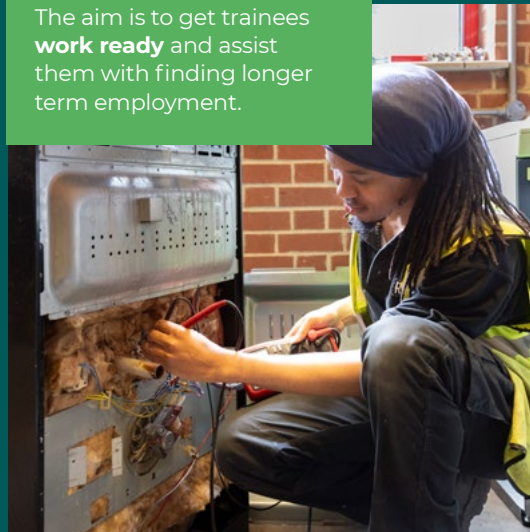
It's operated by Groundwork London and with the support of WRWA and Cory, delivers three aims:

- Refurbishing and reusing unwanted domestic items, particularly white goods.
- Providing training and paid work experience to disabled and long term unemployed local people. There are now fifteen full-time members of staff in post and six trainees on waged work experience.
- Providing high quality affordable large electrical appliances to low-income families.

Reusable items are distributed through a wide variety of London charities and it is this access to a large number of varied outlets that is one of the major strengths of the scheme and what sets it apart from others.

In 2022/23, 4,500 electrical items were refurbished in the workshop including washing machines, fridges, cookers, microwaves and other household electrical goods. These appliances that would have been scrapped, recycled or sent to landfill, are returned to full working order and given a second life.

The aim is to get trainees **work ready** and assist them with finding longer term employment.



<sup>17</sup> Reuse Workshop - WRWA



## Education programme

The Western Riverside Partners place great importance on education, and deliver a range of behaviour change activities encouraging residents to recycle more and waste less. Education specific activities are delivered on site at the Smugglers Way Visitors Education Centre or as part of a schools outreach programme, which include:

- **Free class trips for Key Stage 1 and above**

Pupils and staff groups from the Western Riverside Partners are able to visit the Waste Education Centre to see what happens to their waste and recycling and learn the importance of the 3 R's – Reduce, Reuse and Recycle. Visitors can observe the unloading of collection lorries, see the cranes which lift containers of waste onto barges on the Thames, watch the machine sorting of recyclables and meet the composting worms.

- **Adult group tours**

Open to residents and businesses of the Western Riverside area, tours of the Smugglers Way site are provided with regular free daytime tours running throughout the year on request.

Online resources are also available including:

- **Food waste reduction in schools**

A series of resources are available online to support schools with tackling food waste, including ideas for engaging children in reducing their food waste and support with setting up 'cook-to-order' systems.

- **Home learning**

WRWA's website provides worksheets for Key Stage 1 and 2 to learn about reducing, reusing and recycling their waste.

## Supporting Education

**The education officers have responsibility for using the Visitors Education Centre to host and conduct educational talks and tours for schools, colleges, community groups, residents' associations and other interested parties based in the Western Riverside area, with particular emphasis on the three R's and the importance of recycling correctly. Their responsibilities also include the promotion of these education services and outreach work in schools within the area.**

The Education Team work with both schools and local residents to promote the three 'R's



By the end of the 2022/23 school year 114 class visits had been hosted at Smugglers Way and 31 in-school workshops had been provided. In addition to their work with schools, the Team also worked with local residents, community groups and universities and the Team have continued to run regular visits to site. In 2022/23, there were 24 on-site adult tours and three off-site visits.

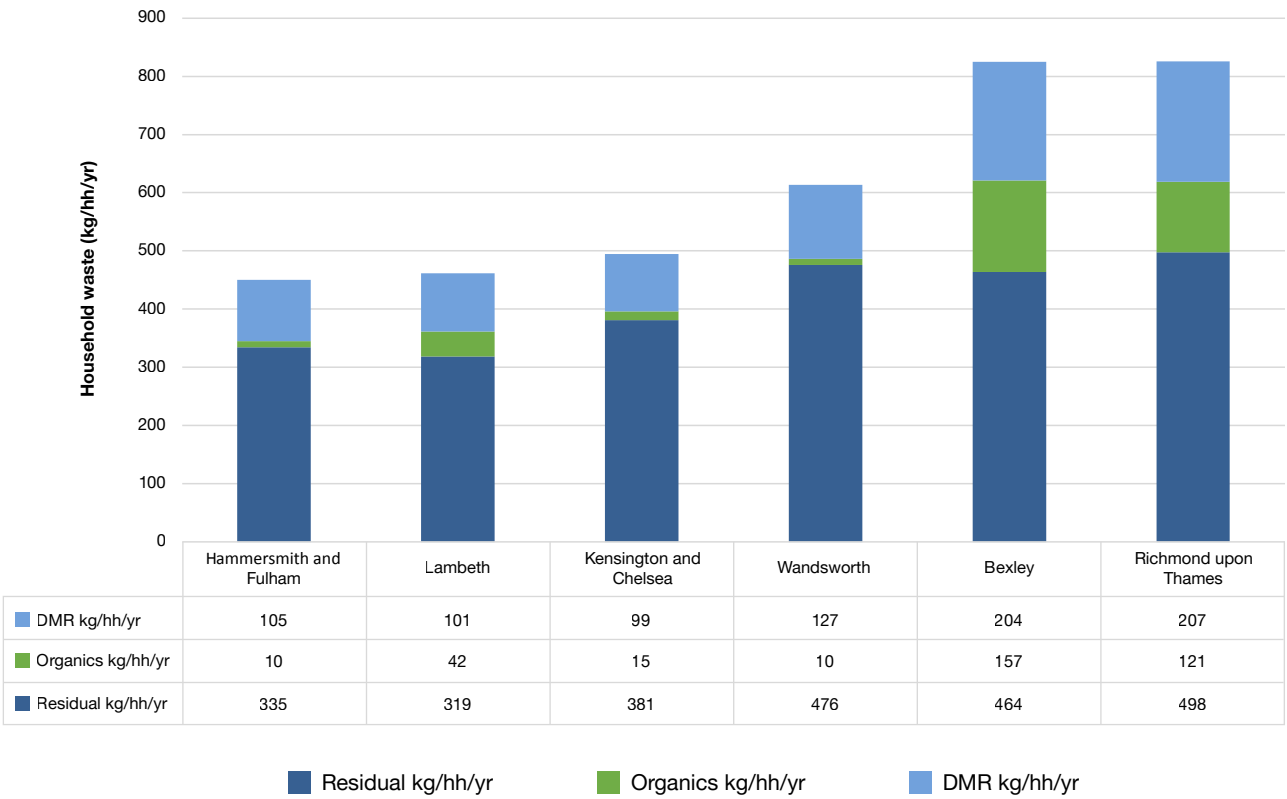
# CURRENT PERFORMANCE

## Leading the way

The Western Riverside Partners are leading the way on reducing residual waste. There has been a steady decline in residual waste collected per household, falling from 462.9 kg/hh/yr in 2018/19 to 408.5 kg/hh/yr in 2022/23<sup>18</sup>. This is amongst the lowest level of waste generation of all local authorities in England and in terms of the waste hierarchy is the best possible approach to managing waste.

Figure 5 below, shows the lower levels of residual waste arisings compared to two outer London Boroughs where gardens are more plentiful and garden waste is collected.

Figure 5: 2022/23 Total Waste Produced Per Household, Per Year (kg/hh/yr)



The Western Riverside Waste Authority had a household recycling rate of 24.3% in 2022/23, placing it collectively in 334th place out of 343 English local authorities. The collective recycling rate is significantly below England’s average of 43.3% and the lowest among the London joint waste disposal authorities; West London Waste Authority (36.1%), East London Waste Authority (31.0%) and North London Waste Authority (30.6%) for the same year.

In the past five years, recycling rates across England have declined slightly, including in London, but the Western Riverside Partners remain comparable with other London local authorities (Figure 6) for dry mixed recycling, featuring in the top 50% overall and amongst the best inner London boroughs. Performance improvements could be made on organics in terms of food waste, but as previously discussed garden waste contributions are reliant on households having gardens and 75% of households in the areas are flatted properties.

<sup>18</sup> WasteDataFlow Waste Management

Figure 6: 2022/23 Recycling Rates for dry recycling and organics, London Authorities

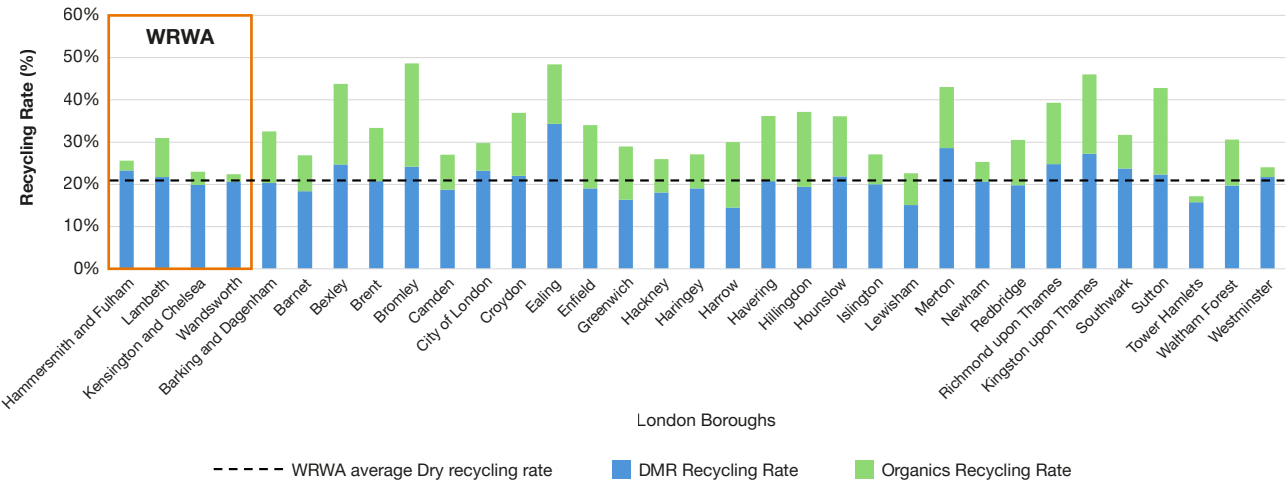
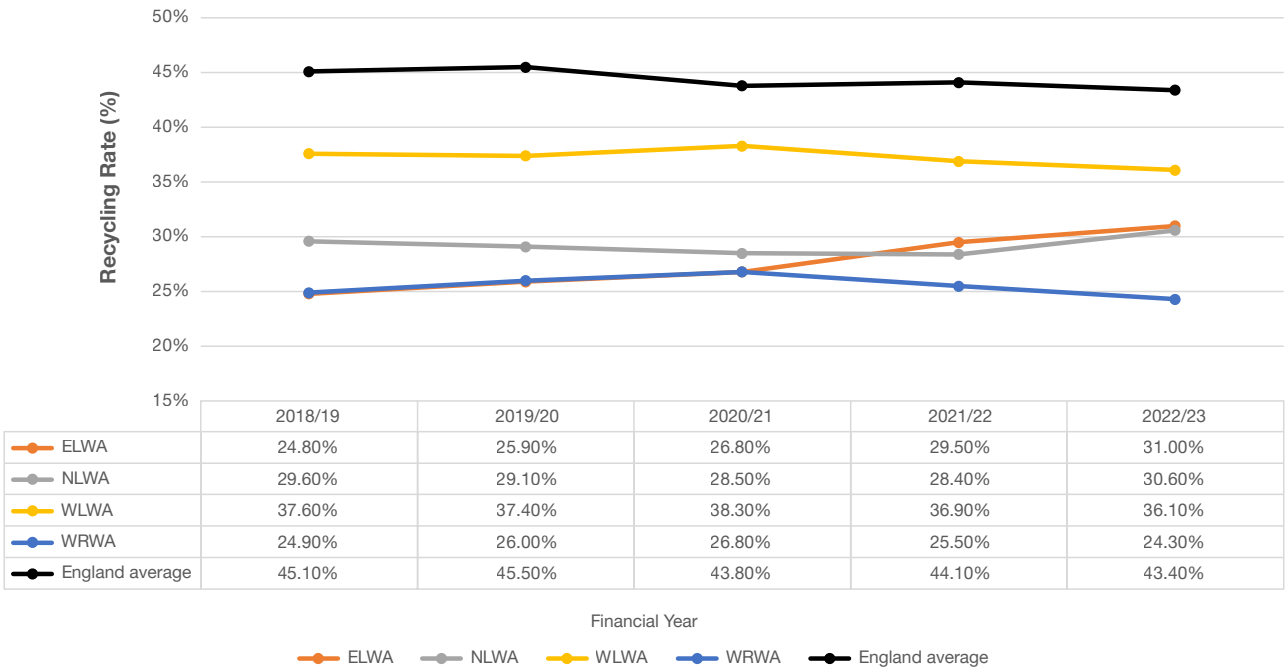


Figure 7 shows the recycling rate for the Western Riverside Partners over the last five years, compared with the same data for the other London joint waste disposal authorities.

Figure 7: WRWA and other joint London waste disposal authority recycling rates 2018 – 2023<sup>19</sup>.



<sup>19</sup> <https://www.letsrecycle.com/councils/league-tables/>

## Recycling capture rates

Based on waste collections in 2022/23, the capture rates for each recyclable material are presented below (Table 3). The capture rate represents how much of the recyclable material has been captured in the recycling bin and how much remains in the residual waste bin.

The Western Riverside Partners have high recycling capture rates for recyclable card and cardboard of 78%. Recyclable glass also has a high capture rate of 66%. These materials are closely followed by recyclable steel, aluminium and paper which have capture rates of between 57% and 60%.

As previously mentioned, only one Partner Authority out of the four has a food collection service for all street-level properties (although others are conducting trials), this reflects the opportunity to increase the food waste capture rate from 7%. Similarly, for garden waste, only two of the four Partner Authorities offer a garden waste collection service, which is reflected in the capture rate of 15%. For textiles as well, although each of the Partner Authorities has bring banks for clothes (and shoes) these aren't captured at the kerbside. Residents are advised to check their Local Authority's website for the latest updates on what can be recycled.

Table 3: Material Capture Rates 2022/23

Material	Capture rate (%)	Remaining in residual (%)
Recyclable paper	57%	43%
Recyclable card and cardboard	78%	22%
Liquid cartons	36%	64%
Plastic bottles	47%	53%
PTTs	35%	65%
Recyclable glass	66%	34%
Steel	60%	40%
Aluminium	60%	40%
Textiles	7%	93%
WEEE	17%	83%
Garden waste	15%	85%
Food waste	7%	93%

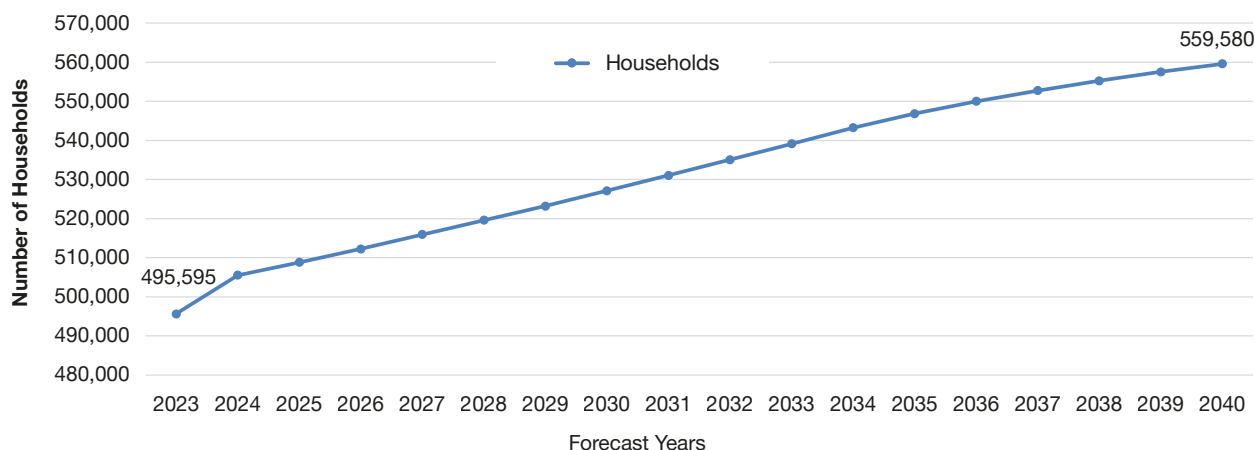
## PREPARING FOR THE FUTURE

In order to prepare for the future, there is a need for this Strategy to consider how key factors may change over time, including population growth and the amount of waste which is produced within the Western Riverside area. This section examines future projections to help understand the challenges that will be faced, and to inform the development of the Strategy so that it takes into consideration these key factors.

## Household growth

The graph below shows the projected total number of households for the Partner Authorities for 2023 to 2040.

Figure 8: Projected total number of households for WRWA 2023-2040

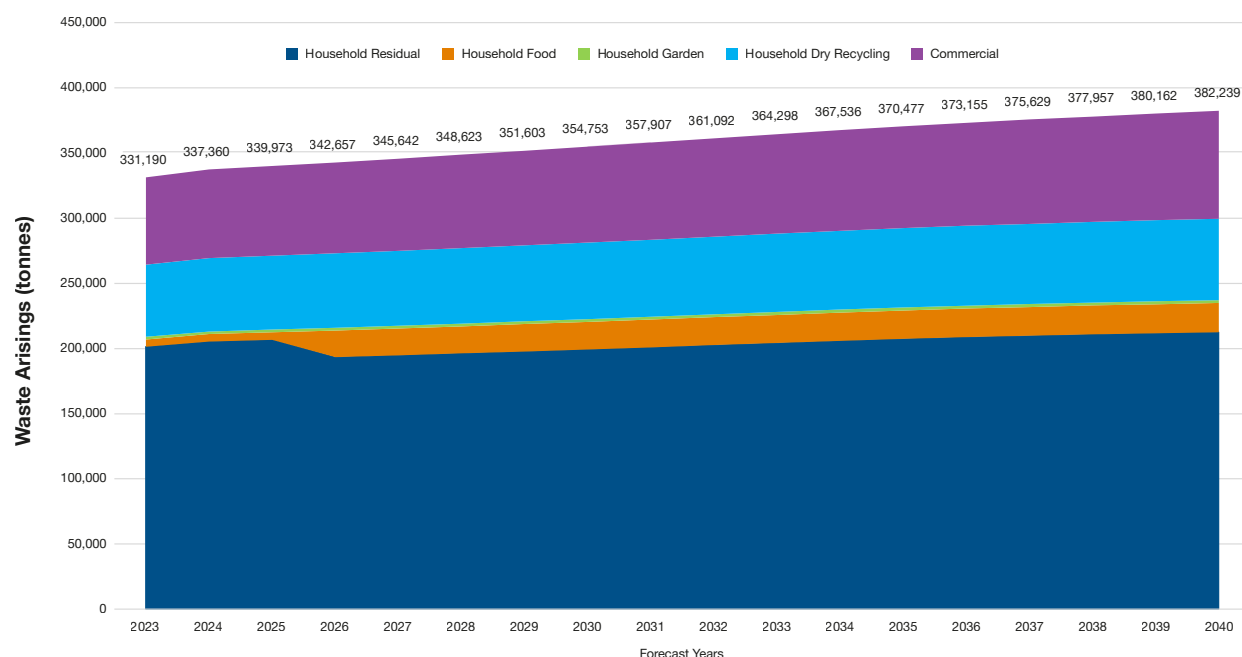


The total number of households is expected to increase by 13% from 495,595 households in 2023 to 559,580 households in 2040.

## Waste arisings

It is reasonable to expect that the population within the Western Riverside area will increase along with this projected increase in the number of households, which means there will be more people producing waste. Figure 9 shows the projected waste arisings, assuming that the amount of waste generated per household remains the same – i.e. that there is no change in waste generation as a result of policy changes such as Simpler Recycling, EPR and DRS. The graph below also takes into account the rollout of food waste borough-wide in 2026 in accordance with policy requirements.

Figure 9: Waste generation 2023-2040, without EPR and DRS



## Key forecast headlines

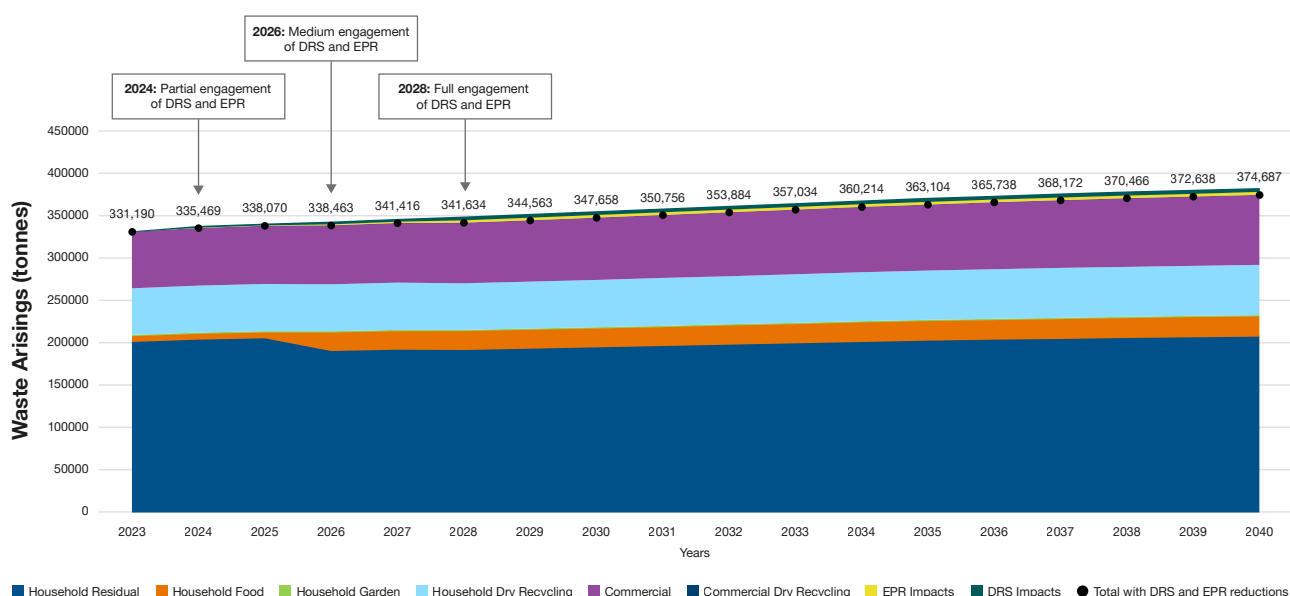
The above graph shows that, without changes to policy, it is likely that there will be an increase in waste arisings as a result of population growth.

The increase in the number of households and associated increase in waste arisings as well as the roll out of new collections such as food waste, will result in increased requirements for waste collections and processing. Consequently, more vehicles and staff will be required to collect waste within the Western Riverside area, which will result in additional costs for waste collections and may place pressure on depots for vehicle parking.

There will also be a requirement for additional capacity for handling and processing this waste, which would place additional demands on existing infrastructure including the Smugglers Way and Cringle Dock waste transfer stations, the HWRC, and other processing infrastructure such as residual waste processing at the EfW and dry recycling processing at the MRF.

Figure 10 provides a forecast of municipal waste arisings, incorporating projected impacts of policy changes.

Figure 10: Projected impact of EPR and DRS on Waste Generation 2023-2040



The graph shows that the combined effects of DRS and EPR could lead to an estimated 2.2% reduction in household residual waste and 4.7% reduction in household dry recycling waste in 2040. Some waste streams including household food and garden waste will not be affected by the EPR and DRS policies.

Overall, there could be an average reduction of 2.5% in total household waste generated in 2040 if EPR and DRS are implemented.



## Costs associated with waste management

A significant proportion of the costs for managing waste are associated with residual waste treatment. For 2022/23 the combined collection and treatment costs for the Western Riverside Partners totalled £61 million, and approximately 52% of this was for residual waste treatment. The balance of costs consisted of waste collections and the processing of recyclables.

The cost (£/tonne) of residual waste processing is likely to increase significantly in coming years. From 2028, the UK Emissions Trading Scheme (UK ETS) will apply to waste incineration, meaning that there will be a 'cost of carbon' which will need to be taken into account for residual waste processing. The intention of the UK ETS applying to waste incineration is to financially incentivise the reduction of residual waste arising (particularly plastic waste) and to promote decarbonisation of the energy from waste sector through initiatives such as Carbon Capture and Storage. As such, it will be important for the Western Riverside Partners to reduce residual waste arisings in order to mitigate the potential cost increases. Early estimates by the Environmental Services Association put the price of carbon to be between £40 - £150/tonne of residual waste, which would mean significant additional costs for the Western Riverside Partners. In the context of increasing households / population, this will mean reducing the amount of residual waste generated in each household which can be achieved either by reducing overall waste arisings through waste prevention and reuse initiatives and by increasing the proportion of material which is recycled. Implementing circular economy principles, introducing new recycling services, expanding existing recycling services, and undertaking communications with residents and business are ways in which this could be achieved.

## Funding for waste management services

The packaging EPR initiative has a core theme to implement the 'polluter pays' principle, which will mean passing the cost of dealing with packaging waste on to the producers of the packaging material. At present, local authorities pick up the cost of dealing with this packaging waste through waste management services. Whilst the details of the mechanics for the EPR cost system are currently being worked up by Government, it is understood that the intention will be to provide EPR payments to local authorities to help pay for the costs of managing the packaging waste. This should mean that the Western Riverside Partners will be financially compensated for managing these wastes, although the value of these payments is not yet clear.

Based on this knowledge, the Western Riverside Partners will aim to reduce the cost of residual waste treatment by encouraging residents and businesses to reduce waste, repair and reuse items and recycle more, which will have the benefit of reducing both collection and disposal costs.

# Vision, themes and actions

Vision setting is a key step in the development of the Strategy. The vision sets the level of ambition and the collective priorities of the Western Riverside Partners to drive change while ensuring that these changes can be realistically achieved.

Officers and Elected Members from the Western Riverside Partners collectively developed a vision and selected 9 strategic themes reflecting the high ambitions of the WRWA Partners.

In general, Officers and Elected Members believe that current performance is good in terms of waste reduction and performing in line with that of similar authorities and partnerships within London for recycling, but that additional efforts need to be made so that it can become a leading example of good waste management practices among all similar authorities in the UK.

The Western Riverside Partners recognise that more can be done to minimise waste arisings, maximise reuse opportunities and divert more recyclables from residual waste into recycling. Unavoidable waste will be converted into heat and power through EfW treatment in preference to other disposal options.

A collective vision statement for the Strategy has been agreed:

**“The Western Riverside partners will work together with our residents and businesses to prioritise waste prevention, reduce our carbon emissions and environmental impacts, and provide customer focused waste and recycling services that maximise value from the materials we manage.”**

## ACTIONS TO MEET PRIORITIES

To achieve the Vision of this Strategy, the Western Riverside Partners, residents and businesses will need to work together to drive change.

Through engagement with Officers and Elected Members, a set of strategic themes and actions, aligned to aspirations have been identified to help achieve the Vision, focusing on key areas including waste prevention, enhanced customer service and a reduction in environmental impact.

The actions have been grouped under four areas, which will have dedicated action plans within which the individual actions can sit, and progress can be monitored. The action plans will be developed following adoption of the Strategy.

- Transitioning to a circular economy
- Achieving Net Zero
- Collaborating and Communicating to amplify our impact
- Delivering Best Value and preparing for the future

Actions will also cross-reference to existing actions outlined in the boroughs Waste Reduction and Recycling Plans (RRPs).

Each of the actions link to one (or more) of the nine strategic themes:

1. Customer Service
2. Low Carbon
3. Financial Considerations
4. Waste Prevention
5. Flexibility
6. Deliverability
7. Increased Recycling
8. Meeting Government Changes
9. Collaboration

## **TRANSITIONING TO A MORE CIRCULAR ECONOMY**

Waste prevention, reuse, repair and recycling all form part of the circular economy, with reducing the amount of waste produced providing the greatest environmental and cost benefits. Through making considered choices when purchasing items, waste can be reduced. This includes buying items with longer lifespans, choosing items which can be easily repaired, avoiding food leftovers and using refillable containers.

Donating items for reuse and buying reused items also provides environmental and cost savings, with the additional benefits of social value, including job creation and skills development.

For those items that can't easily be prevented or reused then recycling is the next best option and there are opportunities to increase recycling levels across the Western Riverside Partners. Studies on the composition of the residual waste generated in the area show that nearly a quarter of sack/bin collections contain waste that could be recycled or composted through services that are currently provided to residents. Further participation from our residents to capture these valuable materials and ensure that the right items are being placed in the right container, reducing contamination.

Actions to support the transition to a more circular economy	Linked themes
Develop a circular economy action plan, which will allow the Western Riverside Partners to investigate and plan for all identified waste prevention, reuse, repair and recycling actions.	4
Develop a social value policy and investigate options for measuring social value across the range of activities the Western Riverside Partners deliver.	1, 6, 8, 9
Continue to promote existing waste prevention activities and promote / signpost new activities across a range of areas including (but not limited to) real nappy schemes, sanitary wear, textiles repair, repair cafes, give and take days, swishing events for clothes, toy libraries, home and community composting.	4
Support the Mayor's target to reduce food waste by 50% by 2030, through promotion of food waste reduction initiatives and support of local and national food waste reduction campaigns.	4
Maximise and promote opportunities to reuse items in good cosmetic condition, encouraging residents to book a reuse collection service for items that are in good condition, rather than a Bulky Waste collection service for disposal of items they no longer need or want.	4
Seek opportunities to adjust Bulky Waste collection services to enable more reuse of bulky household items.	4
Investigate opportunities to set up and operate one or more 'reuse hubs / shops' located in the Western Riverside area to provide more sites for repair and reuse where residents can 'bring and buy' a range of household goods delivering cost savings and social value.	4
Engage with Partner Authority planning teams to identify opportunities where circular economy can be embedded into planning policy.	4, 7, 9
Expand food waste collection services to non-domestic premises by 31st March 2025 and all households by 31st March 2026 in line with the Environment Act 2021. Explore the provision of food waste collections for businesses.	7, 8
Explore opportunities to expand household collections to include: <ul style="list-style-type: none"> <li>• Aluminium foil, food trays and aerosols</li> <li>• A wider range of packaging and containers</li> <li>• Textiles, small WEEE and batteries</li> <li>• Recyclable plastic film (required by March 2027)</li> </ul> Where economic to do so and where relevant markets exist for recycling.	7, 8
Identify opportunities to extract more recyclable material from bulky waste, street cleansing waste and fly tipped materials and investigate options for recycling other materials such as mattresses.	7
Identify opportunities to increase recycling rates in flats, utilising ReLondon's Toolkit - Flats Recycling Package, or other suitable approaches.	7
Meet a minimum performance of 35% LACW by 2030, with stretch targets of 38% by 2030 and 50% by 2040.	7
Meet a minimum performance of 30% HHW recycling by 2030, with stretch targets of 33% by 2030 and 45% by 2040.	
Work towards the Government target for reducing municipal residual waste to 333 kg/capita per year by 2042, as outlined in the Environmental Improvement Plan 2023.	7, 8
Identify options for a garden waste collection service for those areas that have gardens but don't currently have access to a service.	7, 9

## ACHIEVING NET ZERO

The reduction of carbon emissions is crucial to mitigating the risks and impacts of global warming. Reuse and recycling of items removes the need to produce further products from precious raw materials, while preserving the energy embedded in them during production. Reducing the environmental impact of collecting and treating WRWA's waste is important in reaching net zero goals. By adopting circular economy principles, maximising resources and ensuring no waste is sent to landfill, the environmental impacts of the waste service can be reduced.

Actions to achieve Net Zero	Linked themes
Identify key areas of focus to reduce emissions through the development of a Net Zero action plan.	2
Quantify the GHG emissions across the whole service in a clear, transparent and accountable way.	2
Contribute towards the Mayor's net zero plan for London for 2030 by reducing waste emissions and adopting the principles of the waste hierarchy.	2, 4, 7
Continue to send all truly non-recyclable waste to EfW, with no waste sent to landfill and incorporate the assessment of carbon emissions performance into the procurement criteria for any new waste disposal contract, ensuring best available technology is available for reduction in air pollution emissions.  This supports the Mayor's ambition for a zero-waste London, sending no biodegradable or recyclable waste to landfill by 2026.	2, 8
Continue to reprocess the by-products of the EfW process, for example by extracting metals from incinerator bottom ash and using the ash for construction aggregate.	2, 7
Reduce the environmental impact of our waste collection and treatment activities by adopting strategies to minimise emissions from waste service operations, transport, transfer and treatment. Reduce the environmental impact of our waste collection and treatment activities by adopting strategies to minimise emissions from waste service operations, transport, transfer and treatment.	2, 3
Explore options to transition to low carbon fuels and electricity sources where infrastructure allows.	2, 6

## COLLABORATING AND COMMUNICATING TO AMPLIFY IMPACT

The key to success is through knowledge sharing, participation and engagement, which can only be achieved through collaborative efforts.

It is important that partnership arrangements with community organisations, housing associations, local authorities, and other key stakeholders are developed to enhance work on waste prevention, reuse and recycling. It's also important that the waste and recycling services the Western Riverside Partners deliver are customer-focused, cost-effective, effectively communicated and reliable so that residents and businesses have the confidence that their individual actions are impactful within the local and wider environment.



Action to amplify impact through collaboration and communication	Linked themes
Develop a collaboration and joint communications plan to amplify the impact of the Western Riverside Partners activity.	1, 9
Review how the Western Riverside Partners work together and ensure structures are fit for purpose to deliver the strategy and work effectively.	6, 9
Provide easy-to-use and clearly defined services, that respond to local resident needs, and encourage residential participation. Consider co-production approach, working with residents and other service users in the development of new service offerings.	1
<p>Monitor customer satisfaction with our services including:</p> <ul style="list-style-type: none"> <li>• customer surveys at our HWRC</li> <li>• feedback from our customer call centres</li> </ul> <p>Ensure customer service and feedback is an integral part of new service design to support service optimisation.</p>	1
<p>Undertake education activities including school visits to the education centre and behaviour change to support residents to:</p> <ul style="list-style-type: none"> <li>• reduce their waste</li> <li>• increase the capture of materials that can otherwise be recycled or composted from the residual waste stream. Studies on the content of the residual waste bins/sacks shows that paper and card, garden waste and textiles are areas of particular focus.</li> </ul>	7, 4
Ensure effective signposting to charities that reuse household goods, such as the British Heart Foundation, Emmaus, ReWork for furniture and electrical and electronic equipment and TRAIID for textiles.	4
Work collaboratively with other authorities to maximise our efforts in moving the world to a more circular economy.	9, 4
Investigate ways to work closely with ReLondon, e.g. through communications campaigns which play an active engagement role to promote resident behaviour change and increase participation in reuse, recycling and the circular economy.	9
Support national and regional campaigns on waste prevention, and develop local campaigns to support projects and services.	9, 7, 4
Maximise social value benefits through waste and resource management, by encouraging upskilling and the creation of new job opportunities within the sector. This includes the provision of opportunities for long-term unemployed through the reuse and repair projects and outreach work.	9, 4
Engage residents, community groups, and local business in the development and implementation of the strategy and action plans, primarily through the public consultation process and then through the ongoing reviews.	1



## DELIVERING BEST VALUE AND PREPARING FOR THE FUTURE

It is of upmost importance that the Western Riverside Partners deliver value for money for customers through services delivered. The Western Riverside Partners are required to ensure that business is conducted in a way that public money is safeguarded and properly accounted for and used economically, efficiently and effectively to achieve best value. Budgets are monitored, and regular reports are presented to Members four times per year. An annual review demonstrating performance is also published.

In order to deliver best value, future changes that may affect services and infrastructure must be understood and where possible planned for so that flexibility and resilience can be built into operations. Changing consumer habits and behaviours, forthcoming regulations, even climate change will influence the types of materials collected, the way in which they're collected, treated, and processed as well as the future service costs. The Western Riverside Partners want to ensure that they are compliant with any forthcoming regulations but are also strategically poised to capitalise on the benefits and mitigate the challenges brought by policy shifts.

Actions to Deliver Best Value and Prepare for the Future	Linked themes
<p>Undertake annual progress monitoring through the lifespan of the Strategy to measure progress against strategy priorities and ensure WRWA remains on track with achieving its goals.</p> <p>A full review will be undertaken every 5 years to ensure the Strategy remains flexible and appropriate to current circumstances.</p>	1
<p>Review progress against the action plans every four months to ensure the Western Riverside Partners are delivering on the actions which support the strategy.</p>	6
<p>Continue to provide financial incentives for the Western Riverside Partners to reduce overall costs of treatment and disposal by moving waste up the waste hierarchy and maximising diversion of recycling and food waste from residual waste.</p>	3
<p>Maximise the value from the existing waste treatment contract through increased capture of re-useable and recyclable material.</p>	3
<p>Ensure future contractual arrangements are comprehensive, competitive and affordable across their lifespan.</p>	3
<p>Demonstrate to residents and businesses the economic value in preventing/ minimising waste, repairing items and buying reused through signposting to local resources including the reuse workshop located at Smugglers Way.</p>	3, 2, 4
<p>Seek to maximise the value of existing assets through intensification of use and redevelopment, where viable.</p>	3
<p>Review existing assets to understand potential requirements for futureproofing e.g. through changes to waste composition driven by consumer habits and regulatory changes (EPR and ETS).</p>	3
<p>Pursue a progressive and innovative approach to waste management where waste prevention is prioritised and recycling maximised.</p>	5
<p>Ensure services and infrastructure / assets meet all future needs including regulatory changes and increases in housing and population.</p>	6
<p>Seek opportunities to work more closely with neighbouring Waste Disposal Authorities (beyond regular scheduled meetings) to enhance resilience and provide flexibility.</p>	5, 9
<p>Explore opportunities to expand the existing reuse workshop located at Smugglers Way (ReWork) space to increase the items that can be reused and the amount of goods that can be repaired.</p>	5
<p>Undertake a review of HWRC provision at Smugglers Way, including site layout and signage and a review of information provided on the Authority's website to ensure it maximises recycling on site.</p>	7, 1, 4





# Monitoring progress

This Strategy sets out the framework for a long-term approach to managing resources and waste across the Western Riverside area from 2025 to 2040 and once adopted will supersede the WRWA Joint Waste Management Policy.

In order to assess whether the aims and priorities of this Strategy are being met and to ensure it remains appropriate to evolving national and regional policy (including the London Environment Strategy), it is important to establish clear measures which can be monitored and reported on.

Working together, the Western Riverside Partners will carry out annual reviews (subject to resources and individual council activities) to monitor performance and ensure the approach continues to be relevant, appropriate and effective. This includes monitoring specific contributions to the Mayor of London's targets in any future update of the LES.

Results of the annual review will be published on the WRWA website.

Once the Strategy has been adopted, actions within the following areas will be further developed:

1. Transitioning to a circular economy
2. Achieving Net Zero
3. Collaborating and Communicating to amplify our impact
4. Delivering Best Value and preparing for the future

Actions within the plans will incorporate those listed within the Strategy, they will also cross-reference to existing actions outlined in the Partner Authorities Waste Reduction and Recycling Plans (RRPs).

Each action will have a defined owner and timeframe for delivery.

### **Review cycle**

- Strategy adopted
  - Action plans developed
  - Formal review cycle for the strategy set
- Every 4 months
  - Progress against actions reviewed
- Annually
  - Actions reviewed to ensure that they remain fit for purpose
  - Plans updated to incorporate new actions to support delivery of the Strategy
  - Annual review of progress against the strategy published on the WRWA website
- Every five years OR more frequently where a substantial change occurs
  - Strategy review

## **PERFORMANCE INDICATORS**

This section identifies the performance indicators that will be used to monitor progress against the aims and aspirations of the Strategy.

The Western Riverside Partners continually monitor their performance, through daily collation of waste tonnage data to establish trends for each type of recycling or waste received. This information is reported on a quarterly basis to the Government (via Waste Data Flow), while the performance of each Council is reported as part of the RRP requirements set out by the Mayor of London.

The following weight-based key measures are currently reported to the GLA and the UK Government:



Metric	Meaning	Link to Action (s)
Total residual (non-recycled) waste per household (kgs/household):  Total annual household waste per person (kgs/capita):	This is the amount of residual household waste that residents dispose of, either through their kerbside collections, at the HWRC or through street litter bins. A positive performance is indicated by a reduction in these figures.	These measures will allow monitoring against the Environmental Improvement Plan's target for reducing municipal residual waste to 333 kg/capita per year.
Total annual household avoidable (edible) food waste per person (kgs/capita):	This is based on estimated avoidable food waste produced which was once edible (e.g. slices of bread, apples, meat). Each Borough is expected to estimate this figure based on either their own composition data or through WRAP <sup>20</sup> 's food waste guidance. A positive performance is indicated by a reduction in these figures.	These measures will allow monitoring against the Mayor's target to reduce food waste by 50% by 2030.
Annual household waste recycling rate and annual LACW recycling rate (% by weight):	In addition to continuing to use the existing measure of household waste reused, recycled or composted, an expanded metric which covers all LACW (i.e. including household and commercial waste collected by the authority). Use of these metrics is in line with the LES, which has set reuse, recycling and composting targets for both LACW and household waste.	This Strategy has set a minimum performance of 35% LACW by 2030, with stretch targets of 38% by 2030 and 50% by 2040, and a minimum performance of 30% HHW recycling by 2030, with stretch targets of 33% by 2030 and 45% by 2040.
Proportion (%) of properties receiving the Mayor's minimum level of service for household recycling:	This is disaggregated by property type (i.e. kerbside, flats, flats above shops) and concerns the six main dry recycling materials (glass, cans, paper, card, plastic bottles and mixed rigid plastics (pots, tubs and trays)) and separate food waste collections.	These measures will allow monitoring against the Environment Act 2021, in which a core set of dry recyclables, and food waste must be collected from all households by 31st March 2026.
Proportion (%) of waste fleet heavy vehicles that are ULEZ compliant:	To align with the Mayor's ambition that all new vehicles under 3.5 tonnes are zero emissions capable by 2025, all heavy vehicles are fossil-free from 2030, and for zero emission fleets by 2050.	These measures will help to reduce the environmental impact of waste collection and treatment activities through the adoption of strategies to minimise emissions from waste service operations, transport, transfer and treatment.
Performance of LACW activities against the Mayor's EPS (tonnes of CO <sub>2</sub> eq per tonne of waste managed):	GLA has provided an online calculator whereby boroughs can upload waste tonnage data to determine the emissions performance of their waste management service.	This measure and the preceding one demonstrate the contribution of waste collection and treatment activities towards the Mayor's net zero plan for London for 2030.

<sup>20</sup> WRAP is a climate action NGO working with businesses, individuals and communities to achieve a circular economy, by helping them reduce waste, develop sustainable products and use resources in an efficient way.

## CAN WE GO FURTHER FASTER?

The short answer is we aspire to!

We know that Mayor of London has a target to recycle 50% of London's household waste and the Western Riverside Partners are ready to make their contribution towards achieving that. We are already doing well in certain areas such as by reducing levels of total residual waste per household / head, with the Partners generating amongst the lowest level of residual waste in the Country. We also use low emission tugs and barges to transport our residual waste by river, removing large vehicles from London's congested roads, so we're working hard to reduce our carbon emissions. There's always more we can do though.

Extensive research and analysis have helped us identify how the Western Riverside Partners can increase our environmental performance in the future and make a meaningful contribution to UK and Mayoral targets.

Two of our priority areas are recycling and reuse.

In terms of recycling rates, we've developed targets that will stretch us but are not unrealistic. We've looked at different approaches, benchmarked performance with similar local authorities and have forecast what we could achieve if we were able to increase recycling levels.

Over the period to 2030, we'll be focussing on increasing access to food waste services, expanding the range of materials that can be recycled and supporting residents to recycle more and recycle the right things (reducing contamination). We'll be counting on our residents and business to play their part.

Reuse is a fantastic way of making our stuff last for longer (as well as providing significant social value) and we'll be building on and expanding our successful reuse activities across the Partnership area. We'll be looking at how we can divert more good quality items for reuse and repair and away from disposal.

We'll be reviewing and adding to our action plans regularly and will monitor best practice so we can identify additional ways of improving our performance and supporting our residents and businesses.

There's lots to do and we'll be keeping you up to date with progress.



# Glossary

Term	Acronym	Description
Anaerobic digestion	AD	The process by which organic matter is broken down, in the absence of oxygen. The biogas created by the process can be used as a fuel to generate renewable energy i.e. electricity and heat, and as a bio-fertiliser for farmland.
Circular economy	CE	A system where resources are maximised and kept in the system as long as possible through processes such as reuse, repair, recovery and recycling.
Commercial waste	CW	Commercial (or business) waste is any waste that comes from a commercial activity including waste that comes from retail, construction, demolition, industry, agriculture.
Constituent Councils	CCs	The Councils that make up Western Riverside Waste Authority, namely London Borough of Hammersmith & Fulham, Royal Borough of Kensington and Chelsea, London Borough of Lambeth and London Borough of Wandsworth.
Deposit return scheme	DRS	A recycling scheme in which consumers pay a small deposit upon purchase of drinks containers, which is refunded upon receipt of the empty container at designated return points.
Energy from Waste	EfW	Energy from waste facilities generate renewable energy in the form of electricity or heat through incineration of residual waste.
Extended producer responsibility	EPR	A policy in which producers are responsible for the products they create throughout its lifecycle. The scheme aims to create a more circular economy and increase recycling by making individual businesses responsible for the full net cost of managing packaging waste, with higher modulated fees applied to items which are harder to recycle.
UK Emissions Trading Scheme	ETS	Waste Management is a regulated sector under the UK ETS. A cap is set on the total amount of GHGs that can be emitted by the waste sector. The ETS covers the burning of fossil material by all EfW (e.g. plastic).
Greenhouse Gas	GHG	Greenhouse gases (such as carbon dioxide and methane) absorb solar radiation and trap heat in the atmosphere, creating a 'greenhouse effect' which results in global warming. It is common for the measurement of different greenhouse gas emissions to be standardised into 'carbon equivalent' emissions, allowing for easier comparisons of the many types of activity that produce these emissions.

Term	Acronym	Description
Household Waste	HHW	All waste collected by Waste Collection Authorities under section 45(1) of the Environmental Protection Act 1990, plus all waste arisings from Civic Amenity sites (HWRCs) and waste collected by third parties for which collection or disposal credits are paid under Section 52 of the Environmental Protection Act 1990. Household waste includes waste from collection rounds of domestic properties (including separate rounds for the collection of recyclables), schools, public buildings, street cleansing and litter collection, beach cleansing, bulky household waste collections, hazardous household waste collections, household clinical waste collections, garden waste collections, Civic Amenity/Household Waste and Recycling Centre wastes, drop-off/'bring' systems, clearance of fly-tipped wastes, weekend skip services and any other household waste collected by the waste authorities. Household waste accounts for approximately four fifths of London's municipal waste.
Household Waste and Recycling Centre	HWRC	A facility where the public can dispose of household waste and recycling, including garden waste, electrical, textiles and bulky waste. While some sites accept commercial waste, the Smugglers Way HWRC is for resident use only.
Local Authority Collected Waste	LACW	All waste collected by the local authority, including household waste and household-like waste from businesses and non-municipal fractions such as construction and demolition waste.
Materials Recycling Facility	MRF	A MRF is a processing plant for recyclables. It uses a combination of mechanical and technical equipment to separate co-mingled recyclables into single stream materials.
Municipal waste	MSW	Household waste and waste similar in nature produced by businesses and composition to household waste which is managed by a waste collection or waste disposal authority. Sometimes also referred to as Municipal Solid Waste.
Natural capital accounting	NCA	A tool to define the value of natural assets, such as soil productivity, access to clean water and recreational green space, and what it could provide for future generations.
Waste Collection Authority	WCA	A local authority responsible for collecting waste from households and certain commercial premises where required (e.g. the Constituent Councils).
Waste Disposal Authority	WDA	A local authority responsible for the treatment and disposal of waste collected by Waste Collection Authorities (e.g. WRWA).

# Appendix one – demographic information

According to the 2021 census<sup>21</sup>, between 50% and 58.4% of households are not deprived in any dimension, with 27.9% to 31.7% deprived in one dimension, as set out in Table 4. The dimensions of deprivation used to classify households are indicators based on four selected household characteristics: education; employment; health; and housing. Further details of each of these dimensions are provided on the ONS Census Dictionary<sup>22</sup>.

Table 4: Levels of deprivation in the Councils and London. Source: 2021 Census

Category	Hammersmith & Fulham	Lambeth	Wandsworth	Kensington and Chelsea	London
Not deprived in any dimension	51.4%	50.0%	58.4%	52.6%	48.1%
Deprived in one dimension	31.1%	31.7%	27.9%	30.3%	32.9%
Deprived in two dimensions	13.0%	13.8%	10.5%	12.1%	14.4%
Deprived in three dimensions	4.1%	4.1%	3.0%	4.4%	4.3%
Deprived in all four dimensions	0.5%	0.4%	0.3%	0.6%	0.4%

Table 5 sets out the occupancy rating (according to bedrooms) and the composition of households (according to the relationships between members) in the Partner Authorities and London.

<sup>21</sup> <https://www.datawand.info/census-2021/>

<sup>22</sup> <https://www.ons.gov.uk/census/census2021dictionary/variablesbytopic/demographyvariablescensus2021/householddeprivation>

Table 5. Occupancy rating for bedrooms and household composition in the Partner Authorities and London. Source: 2021 Census

Category	Hammersmith & Fulham	Lambeth	Wandsworth	Kensington and Chelsea	London
Overcrowded households	9.1%	10.6%	7.6%	8.1%	11.1%
Ideally occupied households	48.2%	47.4%	42.8%	46.8%	40.0%
Underoccupied households	42.7%	42.0%	49.7%	45.1%	48.9%
One person household	36.1%	32.0%	29.9%	43.7%	29.3%
Single family household	47.6%	47.6%	54.1%	44.1%	58.0%
Other household types	16.4%	20.4%	16.0%	12.2%	16.0%

Table 6 displays the levels of economic activity within the Partner Authorities and London. Economically active means people aged 16 years and over who, between 15 March and 21 March 2021, were:

- in employment (an employee or self-employed)
- unemployed, but looking for work and could start within two weeks
- unemployed, but waiting to start a job that had been offered and accepted

Economic inactivity includes those who were: retired; students; looking after home or family; long-term sick or disabled; and others aged 16 or over who did not have a job between 15 and 21 March 2021 and had not looked for work between 22 February to 21 March 2021 or could not start work within 2 weeks.

Note that due to the year of the census, there are pandemic-related quality considerations for this variable.

Table 6: Economic activity in the Partner Authorities and London (% of people aged 16 or over). Source: 2021 Census

Category	Hammersmith & Fulham	Lambeth	Wandsworth	Kensington and Chelsea	London
Economically active: in employment (including full-time students)	63.4%	68.0%	69.6%	56.4%	61.4%
Economically active: Unemployed (including full-time students)	5.0%	5.3%	4.0%	4.6%	4.8%
Economically inactive	31.6%	26.7%	26.4%	39.0%	33.8%



Table 7 provides the stated ethnic group of residents within the Partner Authorities and London identified as part of the 2021 Census.

Table 7. Ethnicity in the Partner Authorities and London. Source: 2021 Census

Category	Hammersmith & Fulham	Lambeth	Wandsworth	Kensington and Chelsea	London
Asian, Asian British or Asian Welsh	10.5%	7.3%	11.7%	11.9%	20.7%
Black, Black British, Black Welsh, Caribbean or African	12.3%	24.0%	10.1%	7.9%	13.5%
Mixed or Multiple ethnic groups	6.7%	8.1%	6.3%	6.6%	5.7%
White	63.2%	55.0%	67.8%	63.7%	53.8%
Other ethnic group	7.3%	5.7%	4.1%	9.9%	6.3%

Table 8 shows the tenure of households in each Partner Authority as well as for London overall according to the 2021 census data. All Partner Authorities except Wandsworth have a higher proportion of social rented housing than London as a whole. Despite having the highest proportion of social housing, Kensington and Chelsea also has the highest proportion of properties that are owned outright (19.9%), although this is still slightly lower than the figure for London (20.7%).

Table 8. Household tenure in Partner Authorities and London. Source: 2021 Census

Category	Hammersmith & Fulham	Lambeth	Wandsworth	Kensington and Chelsea	London
Social rented	29.8%	33.6%	19.3%	27.6%	23.1%
Private rented or lives rent free	36.6%	31.6%	36.4%	39.8%	30.1%
Owns with a mortgage or loan or shared ownership	18.2%	22.8%	26.5%	12.8%	26.0%
Owns outright	15.4%	12.0%	17.8%	19.9%	20.7%

